

SUMMARY OF APPROPRIATIONS, ALLOTMENTS, OBLIGATIONS, DISBURSEMENTS AND BALANCES BY OBJECT OF EXPENDITURES

As at the Quarter Ending December 31, 2020

Department : State Universities and Colleges (SUCs)
 Agency : Bulacan Agricultural State College
 Operating Unit : < not applicable >
 Organization Code (UACS) : 08 028 000000
 Fund Cluster : 01 Regular Agency Fund
 (e.g. UACS Fund Cluster: 01-Regular Agency Fund, 02-Foreign Assisted Projects Fund, 03-Special Account-Locally Funded/Domestic Grants Fund, and 04-Special Account-Foreign Assisted/Foreign Grants Fund)

X	Current Year Appropriations
	Supplemental Appropriations
	Continuing Appropriations

Particulars	UACS CODE	Appropriations			Allotments						Obligations					Disbursements					Balances			
		Authorized Appropriations	Adjustments (Transfer To/From, Modifications/Augmentations)	Adjusted Appropriations	Allotments Received	Adjustments (Reductions, Modifications/Augmentations)	Transfer To	Transfer From	Adjusted Allotments	1st Quarter Ending March 31	2nd Quarter Ending June 30	3rd Quarter Ending Sept. 30	4th Quarter Ending Dec. 31	TOTAL	1st Quarter Ending March 31	2nd Quarter Ending June 30	3rd Quarter Ending Sept. 30	4th Quarter Ending Dec. 31	TOTAL	Unreleased Appropriations	Unobligated Allotments	Unpaid Obligations (15-20)=(23+24)		
																						Due and Demandable	Not Yet Due and Demandable	
1	2	3	4	5=(3+4)	6	7	8	9	10=[(6+(-)7)-8+9]	11	12	13	14	15=(11+12+13+14)	16	17	18	19	20=(16+17+18+19)	21=(5-10)	22=(10-15)	23	24	
SUMMARY		205,925,000.00	(6,308,338.00)	199,616,662.00	191,484,131.00	6,622,531.00	0.00	0.00	198,106,662.00	32,213,563.03	67,171,211.27	25,890,153.28	65,124,455.51	190,399,383.09	31,793,700.68	37,065,100.90	26,423,089.59	71,325,613.17	166,607,504.34	1,510,000.00	7,707,278.91	23,791,878.75	0.00	
A. AGENCY SPECIFIC BUDGET		197,031,000.00	(13,207,310.00)	183,823,690.00	182,313,690.00	0.00	0.00	183,823,690.00	28,777,746.28	60,986,399.28	23,696,832.03	61,186,751.77	174,647,729.36	28,357,883.93	30,880,288.91	24,229,768.34	67,387,909.43	150,855,850.61	1,510,000.00	7,665,960.64	23,791,878.75	0.00		
Personnel Services		98,628,000.00	4,350,000.00	102,978,000.00	97,118,000.00	4,350,000.00	0.00	0.00	101,468,000.00	21,750,601.19	24,110,802.47	19,143,350.90	36,278,771.04	101,283,525.60	21,711,990.03	23,150,827.19	19,900,170.95	36,520,537.43	101,283,525.60	1,510,000.00	184,474.40	0.00	0.00	
Salaries and Wages	5010100000	74,323,000.00	(4,535,677.24)	69,787,322.76	74,323,000.00	(4,535,677.24)	0.00	0.00	69,787,322.76	19,075,481.96	16,291,655.09	17,230,066.78	17,097,998.08	69,695,201.91	19,058,470.80	15,331,679.81	17,995,986.83	17,309,064.47	69,695,201.91	0.00	92,120.85	0.00	0.00	
Salaries and Wages - Regular	5010101000	74,116,000.00	(4,375,927.24)	69,740,072.76	74,116,000.00	(4,375,927.24)	0.00	0.00	69,740,072.76	19,075,481.96	16,291,655.09	17,224,066.78	17,056,748.08	69,647,951.91	19,058,470.80	15,331,679.81	17,995,986.83	17,261,814.47	69,647,951.91	0.00	92,120.85	0.00	0.00	
Basic Salary - Civilian	5010101001	74,116,000.00	(4,375,927.24)	69,740,072.76	74,116,000.00	(4,375,927.24)	0.00	0.00	69,740,072.76	19,075,481.96	16,291,655.09	17,224,066.78	17,056,748.08	69,647,951.91	19,058,470.80	15,331,679.81	17,995,986.83	17,261,814.47	69,647,951.91	0.00	92,120.85	0.00	0.00	
Salaries and Wages - Casual/Contractual	5010102000	207,000.00	(159,750.00)	47,250.00	207,000.00	(159,750.00)	0.00	0.00	47,250.00	0.00	6,000.00	41,250.00	4,250.00	0.00	0.00	0.00	0.00	47,250.00	47,250.00	0.00	0.00	0.00	0.00	
Other Compensation	5010200000	20,986,000.00	3,605,595.36	24,591,595.36	20,986,000.00	3,605,595.36	0.00	0.00	24,591,595.36	2,308,840.84	7,114,000.33	1,404,991.20	13,730,191.19	24,558,023.56	2,287,240.84	7,114,000.33	1,412,591.20	13,744,191.19	24,558,023.56	0.00	33,571.80	0.00	0.00	
Personal Economic Relief Allowance (PERA)	5010201000	4,248,000.00	(62,258.09)	4,185,741.91	4,248,000.00	(62,258.09)	0.00	0.00	4,185,741.91	1,038,322.58	1,015,307.52	1,007,354.84	1,124,756.97	4,185,741.91	1,038,322.58	1,015,307.52	1,007,354.84	1,124,756.97	4,185,741.91	0.00	0.00	0.00	0.00	
PERA - Civilian	5010201001	4,248,000.00	(62,258.09)	4,185,741.91	4,248,000.00	(62,258.09)	0.00	0.00	4,185,741.91	1,038,322.58	1,015,307.52	1,007,354.84	1,124,756.97	4,185,741.91	1,038,322.58	1,015,307.52	1,007,354.84	1,124,756.97	4,185,741.91	0.00	0.00	0.00	0.00	
Representation Allowance (RA)	5010202000	120,000.00	386,000.00	506,000.00	120,000.00	386,000.00	0.00	0.00	506,000.00	81,000.00	106,500.00	106,500.00	212,000.00	506,000.00	81,000.00	106,500.00	106,500.00	212,000.00	506,000.00	0.00	0.00	0.00	0.00	
Transportation Allowance (TA)	5010203000	120,000.00	386,000.00	506,000.00	120,000.00	386,000.00	0.00	0.00	506,000.00	81,000.00	106,500.00	106,500.00	212,000.00	506,000.00	81,000.00	106,500.00	106,500.00	212,000.00	506,000.00	0.00	0.00	0.00	0.00	
Transportation Allowance (TA)	5010203001	120,000.00	386,000.00	506,000.00	120,000.00	386,000.00	0.00	0.00	506,000.00	81,000.00	106,500.00	106,500.00	212,000.00	506,000.00	81,000.00	106,500.00	106,500.00	212,000.00	506,000.00	0.00	0.00	0.00	0.00	
Clothing/Uniform Allowance	5010204000	1,062,000.00	(42,000.00)	1,020,000.00	1,062,000.00	(42,000.00)	0.00	0.00	1,020,000.00	996,000.00	0.00	0.00	24,000.00	1,020,000.00	996,000.00	0.00	0.00	24,000.00	1,020,000.00	0.00	0.00	0.00	0.00	
Clothing/Uniform Allowance - Civilian	5010204001	1,062,000.00	(42,000.00)	1,020,000.00	1,062,000.00	(42,000.00)	0.00	0.00	1,020,000.00	996,000.00	0.00	0.00	24,000.00	1,020,000.00	996,000.00	0.00	0.00	24,000.00	1,020,000.00	0.00	0.00	0.00	0.00	
Subsistence Allowance (SA)	5010205000	26,000.00	(13,800.00)	12,200.00	26,000.00	(13,800.00)	0.00	0.00	12,200.00	1,000.00	5,000.00	2,100.00	4,100.00	12,200.00	1,000.00	5,000.00	2,100.00	4,100.00	12,200.00	0.00	0.00	0.00	0.00	
Subsistence Allowance - Magna Carta for Public Health Workers under R.A. 7305	5010205003	26,000.00	(13,800.00)	12,200.00	26,000.00	(13,800.00)	0.00	0.00	12,200.00	1,000.00	5,000.00	2,100.00	4,100.00	12,200.00	1,000.00	5,000.00	2,100.00	4,100.00	12,200.00	0.00	0.00	0.00	0.00	
Laundry Allowance (LA)	5010206000	2,000.00	0.00	2,000.00	2,000.00	0.00	0.00	2,000.00	136.36	681.81	286.36	559.08	1,663.61	136.36	681.81	286.36	559.08	1,663.61	1,663.61	0.00	336.39	0.00	0.00	
Laundry Allowance - Magna Carta Benefits for Public Health Workers under R.A. 7305	5010206004	2,000.00	0.00	2,000.00	2,000.00	0.00	0.00	2,000.00	136.36	681.81	286.36	559.08	1,663.61	136.36	681.81	286.36	559.08	1,663.61	1,663.61	0.00	336.39	0.00	0.00	
Honoraria	5010210000	1,200,000.00	(640,650.67)	559,349.33	1,200,000.00	(640,650.67)	0.00	0.00	559,349.33	111,381.90	43,250.00	182,250.00	204,596.38	541,478.28	89,781.90	43,250.00	189,850.00	218,596.38	541,478.28	0.00	17,871.05	0.00	0.00	
Honoraria - Civilian	5010210001	1,200,000.00	(640,650.67)	559,349.33	1,200,000.00	(640,650.67)	0.00	0.00	559,349.33	111,381.90	43,250.00	182,250.00	204,596.38	541,478.28	89,781.90	43,250.00	189,850.00	218,596.38	541,478.28	0.00	17,871.05	0.00	0.00	
Hazard Pay (HP)	5010211000	84,000.00	27,900.00	111,900.00	84,000.00	27,900.00	0.00	0.00	111,900.00	0.00	111,900.00	0.00	0.00	111,900.00	0.00	111,900.00	0.00	0.00	111,900.00	0.00	0.00	0.00	0.00	
HP - Magna Carta Benefits for Public Health Workers under R.A. 7305	5010211005	84,000.00	27,900.00	111,900.00	84,000.00	27,900.00	0.00	0.00	111,900.00	0.00	111,900.00	0.00	0.00	111,900.00	0.00	111,900.00	0.00	0.00	111,900.00	0.00	0.00	0.00	0.00	
Year End Bonus	5010214000	6,177,000.00	(348,809.50)	5,828,190.50	6,177,000.00	(348,809.50)	0.00	0.00	5,828,190.50	0.00	0.00	0.00	5,828,190.50	5,828,190.50	0.00	0.00	0.00	5,828,190.50	5,828,190.50	0.00	0.00	0.00	0.00	
Bonus - Civilian	5010214001	6,177,000.00	(348,809.50)	5,828,190.50	6,177,000.00	(348,809.50)	0.00	0.00	5,828,190.50	0.00	0.00	0.00	5,828,190.50	5,828,190.50	0.00	0.00	0.00	5,828,190.50	5,828,190.50	0.00	0.00	0.00	0.00	
Cash Gift	5010215000	885,000.00	(22,500.00)	862,500.00	885,000.00	(22,500.00)	0.00	0.00	862,500.00	0.00	0.00	0.00	862,500.00	862,500.00	0.00	0.00	0.00	862,500.00	862,500.00	0.00	0.00	0.00	0.00	
Cash Gift - Civilian	5010215001	885,000.00	(22,500.00)	862,500.00	885,000.00	(22,500.00)	0.00	0.00	862,500.00	0.00	0.00	0.00	862,500.00	862,500.00	0.00	0.00	0.00	862,500.00	862,500.00	0.00	0.00	0.00	0.00	
Other Bonuses and Allowances	5010299000	7,062,000.00	3,935,713.62	10,997,713.62	7,062,000.00	3,935,713.62	0.00	0.00	10,997,713.62	0.00	5,724,861.00	0.00	5,257,488.26	10,982,349.26	0.00	5,724,861.00	0.00	5,257,488.26	10,982,349.26	0.00	15,364.36	0.00	0.00	
Collective Negotiation Agreement Incentive - Civilian	5010299011	0.00	4,350,000.00	4,350,000.00	0.00	4,350,000.00	0.00	0.00	4,350,000.00	0.00	0.00	0.00	4,335,516.26	4,335,516.26	0.00	0.00	0.00	4,335,516.26	4,335,516.26	0.00	14,483.74	0.00	0.00	
Productivity Enhancement Incentive - Civilian	5010299012	885,000.00	(20,000.00)	865,000.00	885,000.00	(20,000.00)	0.00	0.00	865,000.00	0.00	0.00	0.00	865,000.00	865,000.00	0.00	0.00	0.00	865,000.00	865,000.00	0.00	0.00	0.00	0.00	
Mid-Year Bonus - Civilian	5010299036	6,177,000.00	(394,286.38)	5,782,713.62	6,177,000.00	(394,286.38)	0.00	0.00	5,782,713.62	0.00	5,724,861.00	0.00	56,972.00	5,781,833.00	0.00	5,724,861.00	0.00	56,972.00	5,781,833.00	0.00	880.62	0.00	0.00	
Personnel Benefit Contributions	5010300000	1,213,000.00	298,141.56	1,511,141.56	1,213,000.00	298,141.56	0.00	0.00	1,511,141.56	356,278.39	353,272.87	351,870.47	449,063.90	1,510,485.63	356,278.39	353,272.87	335,170.47	465,763.90	1,510,485.63	0.00	655.93			

Department : State Universities and Colleges (SUCs)
 Agency : Bulacan Agricultural State College
 Operating Unit : < not applicable >
 Organization Code (UACS) : 08 028 000000
 Fund Cluster : 01 Regular Agency Fund
 (e.g. UACS Fund Cluster: 01-Regular Agency Fund, 02-Foreign Assisted Projects Fund, 03-Special Account-Locally Funded/Domestic Grants Fund, and 04-Special Account-Foreign Assisted/Foreign Grants Fund)

X	Current Year Appropriations
	Supplemental Appropriations
	Continuing Appropriations

Particulars	UACS CODE	Appropriations			Allotments					Obligations					Disbursements					Balances			
		Authorized Appropriations	Adjustments (Transfer To/From, Modifications/ Augmentations)	Adjusted Appropriations	Allotments Received	Adjustments (Reductions, Modifications/ Augmentations)	Transfer To	Transfer From	Adjusted Allotments	1st Quarter Ending March 31	2nd Quarter Ending June 30	3rd Quarter Ending Sept. 30	4th Quarter Ending Dec. 31	TOTAL	1st Quarter Ending March 31	2nd Quarter Ending June 30	3rd Quarter Ending Sept. 30	4th Quarter Ending Dec. 31	TOTAL	Unreleased Appropriations	Unobligated Allotments	Unpaid Obligations (15-20)=(23+24)	
																						Due and Demandable	Not Yet Due and Demandable
1	2	3	4	5=(3+4)	6	7	8	9	10=[(6+(-)7)-8+9]	11	12	13	14	15=(11+12+13+14)	16	17	18	19	20=(16+17+18+19)	21=(5-10)	22=(10-15)	23	24
Lump-sum for Step Increments - Meritorious Performance	5010499011	0.00	1,715,000.00	1,715,000.00	0.00	1,715,000.00	0.00	0.00	1,715,000.00	0.00	0.00	0.00	1,715,000.00	1,715,000.00	0.00	0.00	0.00	1,715,000.00	1,715,000.00	0.00	0.00	0.00	0.00
Loyalty Award - Civilian	5010499015	0.00	60,000.00	60,000.00	0.00	60,000.00	0.00	0.00	60,000.00	10,000.00	0.00	35,000.00	15,000.00	60,000.00	10,000.00	0.00	35,000.00	15,000.00	60,000.00	0.00	0.00	0.00	0.00
Maintenance and Other Operating Expenses		49,965,000.00	(17,557,310.00)	32,407,690.00	36,757,690.00	(4,350,000.00)	0.00	0.00	32,407,690.00	7,027,145.09	2,338,906.81	2,968,481.13	13,199,395.72	25,533,928.75	6,645,893.90	2,548,958.22	2,861,788.07	12,030,561.11	24,087,201.30	0.00	6,873,761.25	1,446,727.45	0.00
Traveling Expenses	5020100000	3,038,000.00	(2,074,000.00)	964,000.00	1,964,000.00	(1,000,000.00)	0.00	0.00	964,000.00	85,087.00	56,127.00	36,716.00	70,919.00	248,849.00	85,087.00	56,127.00	36,716.00	70,319.00	248,249.00	0.00	715,151.00	600.00	0.00
Traveling Expenses - Local	5020101000	3,038,000.00	(2,074,000.00)	964,000.00	1,964,000.00	(1,000,000.00)	0.00	0.00	964,000.00	85,087.00	56,127.00	36,716.00	70,919.00	248,849.00	85,087.00	56,127.00	36,716.00	70,319.00	248,249.00	0.00	715,151.00	600.00	0.00
Training and Scholarship Expenses	5020200000	7,282,000.00	(5,705,800.00)	1,576,200.00	1,576,200.00	0.00	0.00	0.00	1,576,200.00	65,200.00	0.00	8,000.00	145,590.51	218,790.51	62,400.00	2,800.00	8,000.00	145,590.51	218,790.51	0.00	1,357,409.49	0.00	0.00
Training Expenses	5020201000	7,282,000.00	(5,705,800.00)	1,576,200.00	1,576,200.00	0.00	0.00	0.00	1,576,200.00	65,200.00	0.00	8,000.00	145,590.51	218,790.51	62,400.00	2,800.00	8,000.00	145,590.51	218,790.51	0.00	1,357,409.49	0.00	0.00
Supplies and Materials Expenses	5020300000	12,736,000.00	(8,644,258.58)	4,091,741.42	12,736,000.00	(8,644,258.58)	0.00	0.00	4,091,741.42	1,013,493.36	192,306.69	1,025,699.68	1,813,770.62	4,045,270.35	845,347.17	214,678.10	1,031,074.62	1,445,103.01	3,536,202.90	0.00	46,471.07	509,067.45	0.00
Office Supplies Expenses	5020301000	12,736,000.00	(11,055,094.88)	1,680,905.12	12,736,000.00	(11,055,094.88)	0.00	0.00	1,680,905.12	338,973.85	7,789.00	546,857.65	740,813.55	1,634,434.05	338,973.85	7,789.00	468,631.57	542,401.13	1,357,795.55	0.00	46,471.07	276,638.50	0.00
Office Supplies Expenses	5020301002	12,736,000.00	(11,055,094.88)	1,680,905.12	12,736,000.00	(11,055,094.88)	0.00	0.00	1,680,905.12	338,973.85	7,789.00	546,857.65	740,813.55	1,634,434.05	338,973.85	7,789.00	468,631.57	542,401.13	1,357,795.55	0.00	46,471.07	276,638.50	0.00
Accountable Forms Expenses	5020302000	0.00	39,050.00	39,050.00	0.00	39,050.00	0.00	0.00	39,050.00	37,450.00	1,600.00	0.00	0.00	39,050.00	37,450.00	1,600.00	0.00	0.00	39,050.00	0.00	0.00	0.00	0.00
Drugs and Medicines Expenses	5020307000	0.00	391,645.00	391,645.00	0.00	391,645.00	0.00	0.00	391,645.00	0.00	0.00	129,195.00	262,450.00	391,645.00	0.00	0.00	129,195.00	262,450.00	391,645.00	0.00	0.00	0.00	0.00
Fuel, Oil and Lubricants Expenses	5020309000	0.00	371,040.68	371,040.68	0.00	371,040.68	0.00	0.00	371,040.68	141,862.00	59,350.00	79,360.00	90,468.68	371,040.68	141,062.00	60,150.00	79,360.00	88,668.68	369,240.68	0.00	0.00	1,800.00	0.00
Agricultural and Marine Supplies Expenses	5020310000	0.00	69,170.00	69,170.00	0.00	69,170.00	0.00	0.00	69,170.00	6,090.00	0.00	60,350.00	2,730.00	69,170.00	6,090.00	0.00	26,600.00	36,480.00	69,170.00	0.00	0.00	0.00	0.00
Textbooks and Instructional Materials Expenses	5020311000	0.00	239,600.00	239,600.00	0.00	239,600.00	0.00	0.00	239,600.00	239,600.00	0.00	0.00	0.00	239,600.00	239,600.00	0.00	0.00	0.00	239,600.00	0.00	0.00	0.00	0.00
Textbooks and Instructional Materials Expenses	5020311001	0.00	239,600.00	239,600.00	0.00	239,600.00	0.00	0.00	239,600.00	239,600.00	0.00	0.00	0.00	239,600.00	239,600.00	0.00	0.00	0.00	239,600.00	0.00	0.00	0.00	0.00
Other Supplies and Materials Expenses	5020399000	0.00	1,300,330.62	1,300,330.62	0.00	1,300,330.62	0.00	0.00	1,300,330.62	249,517.51	123,567.69	209,937.03	717,308.39	1,300,330.62	82,171.32	145,139.10	327,288.05	515,103.20	1,069,701.67	0.00	0.00	230,628.95	0.00
Utility Expenses	5020400000	6,546,000.00	(3,390,200.00)	3,155,800.00	5,155,800.00	(2,000,000.00)	0.00	0.00	3,155,800.00	943,776.13	540,590.08	698,283.50	706,331.61	2,888,981.32	943,776.13	540,590.08	698,283.50	706,331.61	2,888,981.32	0.00	266,818.68	0.00	0.00
Water Expenses	5020401000	0.00	295,135.61	295,135.61	0.00	295,135.61	0.00	0.00	295,135.61	90,617.08	74,248.23	61,987.76	68,282.54	295,135.61	90,617.08	74,248.23	61,987.76	68,282.54	295,135.61	0.00	0.00	0.00	0.00
Electricity Expenses	5020402000	6,546,000.00	(3,685,335.61)	2,860,664.39	5,155,800.00	(2,295,135.61)	0.00	0.00	2,860,664.39	853,159.05	466,341.85	636,295.74	638,049.07	2,593,845.71	853,159.05	466,341.85	636,295.74	638,049.07	2,593,845.71	0.00	266,818.68	0.00	0.00
Communication Expenses	5020500000	1,639,000.00	0.00	1,639,000.00	1,639,000.00	0.00	0.00	0.00	1,639,000.00	481,714.96	33,160.67	389,521.88	452,649.34	1,357,046.85	481,714.96	33,160.67	389,521.88	452,649.34	1,357,046.85	0.00	281,953.15	0.00	0.00
Postage and Courier Services	5020501000	0.00	5,929.65	5,929.65	0.00	5,929.65	0.00	0.00	5,929.65	0.00	0.00	1,068.00	4,861.65	5,929.65	0.00	0.00	1,068.00	4,861.65	5,929.65	0.00	0.00	0.00	0.00
Telephone Expenses	5020502000	1,639,000.00	(1,275,760.06)	363,239.94	1,639,000.00	(1,275,760.06)	0.00	0.00	363,239.94	12,818.98	25,663.67	21,817.07	20,987.07	81,286.79	12,818.98	25,663.67	21,817.07	20,987.07	81,286.79	0.00	281,953.15	0.00	0.00
Mobile	5020502001	0.00	81,286.79	81,286.79	0.00	81,286.79	0.00	0.00	81,286.79	12,818.98	25,663.67	21,817.07	20,987.07	81,286.79	12,818.98	25,663.67	21,817.07	20,987.07	81,286.79	0.00	0.00	0.00	0.00
Landline	5020502002	1,639,000.00	(1,357,046.85)	281,953.15	1,639,000.00	(1,357,046.85)	0.00	0.00	281,953.15	0.00	0.00	0.00	0.00	0.00	0.00	0.00	0.00	0.00	0.00	0.00	281,953.15	0.00	0.00
Internet Subscription Expenses	5020503000	0.00	1,269,675.41	1,269,675.41	0.00	1,269,675.41	0.00	0.00	1,269,675.41	468,895.98	7,497.00	366,481.81	426,800.62	1,269,675.41	468,895.98	7,497.00	366,481.81	426,800.62	1,269,675.41	0.00	0.00	0.00	0.00
Cable, Satellite, Telegraph and Radio Expenses	5020504000	0.00	155.00	155.00	0.00	155.00	0.00	0.00	155.00	0.00	0.00	155.00	0.00	155.00	0.00	0.00	155.00	0.00	155.00	0.00	0.00	0.00	0.00
Awards/Rewards and Prizes	5020600000	1,000,000.00	(1,000,000.00)	0.00	0.00	0.00	0.00	0.00	0.00	0.00	0.00	0.00	0.00	0.00	0.00	0.00	0.00	0.00	0.00	0.00	0.00	0.00	0.00
Awards/Rewards Expenses	5020601000	1,000,000.00	(1,000,000.00)	0.00	0.00	0.00	0.00	0.00	0.00	0.00	0.00	0.00	0.00	0.00	0.00	0.00	0.00	0.00	0.00	0.00	0.00	0.00	0.00
Rewards and Incentives	5020601002	1,000,000.00	(1,000,000.00)	0.00	0.00	0.00	0.00	0.00	0.00	0.00	0.00	0.00	0.00	0.00	0.00	0.00	0.00	0.00	0.00	0.00	0.00	0.00	0.00
Confidential, Intelligence and Extraordinary Expenses	5021000000	132,000.00	0.00	132,000.00	132,000.00	0.00	0.00	0.00	132,000.00	32,357.00	10,107.50	9,730.00	21,051.14	73,245.64	32,357.00	10,107.50	9,730.00	21,051.14	73,245.64	0.00	58,754.36	0.00	0.00
Extraordinary and Miscellaneous Expenses	5021003000	132,000.00	0.00	132,000.00	132,000.00	0.00	0.00	0.00	132,000.00	32,357.00	10,107.50	9,730.00	21,051.14	73,245.64	32,357.00	10,107.50	9,730.00	21,051.14	73,245.64	0.00	58,754.36	0.00	0.00
Professional Services	5021100000	775,000.00	(51,000.00)	724,000.00	724,000.00	0.00	0.00	0.00	724,000.00	0.00	2,145.50	8,706.00	10,851.50	2,145.50	0.00	2,145.50	8,706.00	10,851.50	10,851.50	0.00	713,148.50	0.00	0.00
Auditing Services	5021102000	200,000.00	(51,000.00)	149,000.00	149,000.00	0.00	0.00	0.00	149,000.00	0.00	2,145.50	8,706.00	10,851.50	2,145.50	0.00	2,145.50	8,706.00	10,851.50	10,851.50	0.00	138,148.50	0.00	0.00
Other Professional Services	5021199000	575,000.00	0.00	575,000.00	575,000.00	0.00	0.00	0.00	575,000.00	0.00													


Department : State Universities and Colleges (SUCs)
 Agency : Bulacan Agricultural State College
 Operating Unit : < not applicable >
 Organization Code (UACS) : 08 028 000000
 Fund Cluster : 01 Regular Agency Fund


X	Current Year Appropriations
	Supplemental Appropriations
	Continuing Appropriations

(e.g. UACS Fund Cluster: 01-Regular Agency Fund, 02-Foreign Assisted Projects Fund, 03-Special Account-Locally Funded/Domestic Grants Fund, and 04-Special Account-Foreign Assisted/Foreign Grants Fund)


Particulars	UACS CODE	Appropriations			Allotments					Obligations					Disbursements					Balances			
		Authorized Appropriations	Adjustments (Transfer To/From, Modifications/ Augmentations)	Adjusted Appropriations	Allotments Received	Adjustments (Reductions, Modifications/ Augmentations)	Transfer To	Transfer From	Adjusted Allotments	1st Quarter Ending March 31	2nd Quarter Ending June 30	3rd Quarter Ending Sept. 30	4th Quarter Ending Dec. 31	TOTAL	1st Quarter Ending March 31	2nd Quarter Ending June 30	3rd Quarter Ending Sept. 30	4th Quarter Ending Dec. 31	TOTAL	Unreleased Appropriations	Unobligated Allotments	Unpaid Obligations (15-20)=(23+24)	
																						Due and Demandable	Not Yet Due and Demandable
1	2	3	4	5=(3+4)	6	7	8	9	10=[(6+(-)7)-8+9]	11	12	13	14	15=(11+12+13+14)	16	17	18	19	20=(16+17+18+19)	21=(5-10)	22=(10-15)	23	24
Motor Vehicles	5021306001	0.00	204,890.00	204,890.00	0.00	204,890.00	0.00	0.00	204,890.00	6,625.00	62,445.00	34,850.00	100,970.00	204,890.00	6,625.00	52,945.00	44,350.00	720.00	104,640.00	0.00	0.00	100,250.00	0.00
Taxes, Insurance Premiums and Other Fees	5021500000	1,166,000.00	0.00	1,166,000.00	1,166,000.00	0.00	0.00	0.00	1,166,000.00	49,125.00	0.00	17,316.58	28,036.08	94,477.66	49,125.00	0.00	17,316.58	28,036.08	94,477.66	0.00	1,071,522.34	0.00	0.00
Taxes, Duties and Licenses	5021501000	1,166,000.00	(94,477.66)	1,071,522.34	1,166,000.00	(94,477.66)	0.00	0.00	1,071,522.34	0.00	0.00	0.00	0.00	0.00	0.00	0.00	0.00	0.00	0.00	0.00	1,071,522.34	0.00	0.00
Taxes, Duties and Licenses	5021501001	1,166,000.00	(94,477.66)	1,071,522.34	1,166,000.00	(94,477.66)	0.00	0.00	1,071,522.34	0.00	0.00	0.00	0.00	0.00	0.00	0.00	0.00	0.00	0.00	0.00	1,071,522.34	0.00	0.00
Fidelity Bond Premiums	5021502000	0.00	56,625.00	56,625.00	0.00	56,625.00	0.00	0.00	56,625.00	49,125.00	0.00	0.00	7,500.00	56,625.00	49,125.00	0.00	0.00	7,500.00	56,625.00	0.00	0.00	0.00	0.00
Insurance Expenses	5021503000	0.00	37,852.66	37,852.66	0.00	37,852.66	0.00	0.00	37,852.66	0.00	0.00	17,316.58	20,536.08	37,852.66	0.00	0.00	17,316.58	20,536.08	37,852.66	0.00	0.00	0.00	0.00
Labor and Wages	5021600000	815,000.00	(614,538.78)	200,461.22	612,690.00	(412,228.78)	0.00	0.00	200,461.22	24,000.00	15,000.00	3,545.00	7,430.00	49,975.00	24,000.00	15,000.00	3,545.00	7,430.00	49,975.00	0.00	150,486.22	0.00	0.00
Labor and Wages	5021601000	815,000.00	(614,538.78)	200,461.22	612,690.00	(412,228.78)	0.00	0.00	200,461.22	24,000.00	15,000.00	3,545.00	7,430.00	49,975.00	24,000.00	15,000.00	3,545.00	7,430.00	49,975.00	0.00	150,486.22	0.00	0.00
Other Maintenance and Operating Expenses	5029900000	7,366,000.00	(4,060,000.00)	3,306,000.00	5,282,000.00	(1,976,000.00)	0.00	0.00	3,306,000.00	281,184.70	167,198.00	347,858.49	297,712.37	1,093,953.56	118,434.70	329,948.00	225,820.49	412,250.37	1,086,453.56	0.00	2,212,046.44	7,500.00	0.00
Advertising Expenses	5029901000	856,000.00	(698,000.00)	158,000.00	658,000.00	(500,000.00)	0.00	0.00	158,000.00	8,232.00	2,468.00	3,144.00	6,088.00	19,932.00	8,232.00	2,468.00	3,144.00	6,088.00	19,932.00	0.00	138,068.00	0.00	0.00
Printing and Publication Expenses	5029902000	550,000.00	(437,000.00)	113,000.00	313,000.00	(200,000.00)	0.00	0.00	113,000.00	0.00	0.00	17,189.99	0.00	17,189.99	0.00	0.00	17,189.99	0.00	17,189.99	0.00	95,810.01	0.00	0.00
Representation Expenses	5029903000	2,431,000.00	(885,000.00)	1,546,000.00	1,546,000.00	0.00	0.00	0.00	1,546,000.00	122,900.00	133,910.00	178,824.50	257,409.20	693,043.70	77,150.00	179,660.00	56,786.50	371,947.20	685,543.70	0.00	852,956.30	7,500.00	0.00
Transportation and Delivery Expenses	5029904000	234,000.00	(234,000.00)	0.00	176,000.00	(176,000.00)	0.00	0.00	0.00	0.00	0.00	0.00	0.00	0.00	0.00	0.00	0.00	0.00	0.00	0.00	0.00	0.00	0.00
Rent/Lease Expenses	5029905000	545,000.00	(136,000.00)	409,000.00	409,000.00	0.00	0.00	0.00	409,000.00	0.00	0.00	0.00	0.00	0.00	0.00	0.00	0.00	0.00	0.00	0.00	409,000.00	0.00	0.00
Rents - Motor Vehicles	5029905003	545,000.00	(136,000.00)	409,000.00	409,000.00	0.00	0.00	0.00	409,000.00	0.00	0.00	0.00	0.00	0.00	0.00	0.00	0.00	0.00	0.00	0.00	409,000.00	0.00	0.00
Membership Dues and Contributions to Organizations	5029906000	650,000.00	(50,000.00)	600,000.00	600,000.00	0.00	0.00	0.00	600,000.00	50,000.00	30,000.00	147,000.00	800.00	227,800.00	20,000.00	60,000.00	147,000.00	800.00	227,800.00	0.00	372,200.00	0.00	0.00
Subscription Expenses	5029907000	300,000.00	(20,000.00)	280,000.00	280,000.00	0.00	0.00	0.00	280,000.00	7,678.00	820.00	0.00	5,793.00	14,291.00	7,678.00	820.00	0.00	5,793.00	14,291.00	0.00	265,709.00	0.00	0.00
Other Subscription Expenses	5029907099	300,000.00	(20,000.00)	280,000.00	280,000.00	0.00	0.00	0.00	280,000.00	7,678.00	820.00	0.00	5,793.00	14,291.00	7,678.00	820.00	0.00	5,793.00	14,291.00	0.00	265,709.00	0.00	0.00
Other Maintenance and Operating Expenses	5029999000	1,800,000.00	(1,600,000.00)	200,000.00	1,300,000.00	(1,100,000.00)	0.00	0.00	200,000.00	92,374.70	0.00	1,700.00	27,622.17	121,696.87	5,374.70	87,000.00	1,700.00	27,622.17	121,696.87	0.00	78,303.13	0.00	0.00
Other Maintenance and Operating Expenses	5029999099	1,800,000.00	(1,600,000.00)	200,000.00	1,300,000.00	(1,100,000.00)	0.00	0.00	200,000.00	92,374.70	0.00	1,700.00	27,622.17	121,696.87	5,374.70	87,000.00	1,700.00	27,622.17	121,696.87	0.00	78,303.13	0.00	0.00
Capital Outlays		48,438,000.00	0.00	48,438,000.00	48,438,000.00	0.00	0.00	0.00	48,438,000.00	0.00	34,536,690.00	1,585,000.00	11,708,585.01	47,830,275.01	0.00	5,180,503.50	1,467,809.32	18,836,810.89	25,485,123.71	0.00	607,724.99	22,345,151.30	0.00
Property, Plant and Equipment Outlay	5060400000	48,438,000.00	0.00	48,438,000.00	48,438,000.00	0.00	0.00	0.00	48,438,000.00	0.00	34,536,690.00	1,585,000.00	11,708,585.01	47,830,275.01	0.00	5,180,503.50	1,467,809.32	18,836,810.89	25,485,123.71	0.00	607,724.99	22,345,151.30	0.00
Buildings and Other Structures	5060404000	35,000,000.00	0.00	35,000,000.00	35,000,000.00	0.00	0.00	0.00	35,000,000.00	0.00	34,536,690.00	0.00	463,175.21	34,999,865.21	0.00	5,180,503.50	1,467,809.32	7,684,797.09	14,333,109.91	0.00	134.79	20,666,755.30	0.00
School Buildings	5060404002	35,000,000.00	0.00	35,000,000.00	35,000,000.00	0.00	0.00	0.00	35,000,000.00	0.00	34,536,690.00	0.00	463,175.21	34,999,865.21	0.00	5,180,503.50	1,467,809.32	7,684,797.09	14,333,109.91	0.00	134.79	20,666,755.30	0.00
Machinery and Equipment Outlay	5060405000	13,438,000.00	0.00	13,438,000.00	13,438,000.00	0.00	0.00	0.00	13,438,000.00	0.00	0.00	1,585,000.00	11,245,409.80	12,830,409.80	0.00	0.00	0.00	11,152,013.80	11,152,013.80	0.00	607,590.20	1,678,396.00	0.00
Information and Communication Technology Equipment	5060405003	0.00	184,240.00	184,240.00	0.00	184,240.00	0.00	0.00	184,240.00	0.00	0.00	0.00	184,240.00	184,240.00	0.00	0.00	0.00	109,390.00	109,390.00	0.00	0.00	74,850.00	0.00
Communication Equipment	5060405007	0.00	2,906,484.00	2,906,484.00	0.00	2,906,484.00	0.00	0.00	2,906,484.00	0.00	0.00	0.00	2,906,484.00	2,906,484.00	0.00	0.00	0.00	2,906,484.00	2,906,484.00	0.00	0.00	0.00	0.00
Medical Equipment	5060405011	0.00	70,000.00	70,000.00	0.00	70,000.00	0.00	0.00	70,000.00	0.00	0.00	0.00	70,000.00	70,000.00	0.00	0.00	0.00	0.00	0.00	0.00	0.00	70,000.00	0.00
Technical and Scientific Equipment	5060405014	0.00	72,696.00	72,696.00	0.00	72,696.00	0.00	0.00	72,696.00	0.00	0.00	0.00	72,696.00	72,696.00	0.00	0.00	0.00	72,696.00	72,696.00	0.00	0.00	0.00	0.00
Other Machinery and Equipment	5060405099	13,438,000.00	(3,233,420.00)	10,204,580.00	13,438,000.00	(3,233,420.00)	0.00	0.00	10,204,580.00	0.00	0.00	1,585,000.00	8,011,989.80	9,596,989.80	0.00	0.00	0.00	8,063,443.80	8,063,443.80	0.00	607,590.20	1,533,546.00	0.00
B. AUTOMATIC APPROPRIATIONS		8,894,000.00	(6,393,559.00)	2,500,441.00	9,170,441.00	(6,670,000.00)	0.00	0.00	2,500,441.00	2,371,144.75	97,344.10	195,672.25	(163,720.10)	2,500,441.00	2,371,144.75	97,344.10	195,672.25	(163,720.10)	2,500,441.00	0.00	0.00	0.00	0.00
Retirement and Life Insurance Premiums		8,894,000.00	(6,393,559.00)	2,500,441.00	9,170,441.00	(6,670,000.00)	0.00	0.00	2,500,441.00	2,371,144.75	97,344.10	195,672.25	(163,720.10)	2,500,441.00	2,371,144.75	97,344.10	195,672.25	(163,720.10)	2,500,441.00	0.00	0.00	0.00	0.00
C. SPECIAL PURPOSE FUNDS		0.00	13,292,531.00	13,292,531.00	0.00	13,292,531.00	0.00	0.00	13,292,531.00	1,064,672.00	6,087,467.89	1,997,649.00	4,101,423.84	13,251,212.73	1,064,672.00	6,087,467.89	1,997,649.00	4,101,423.84	13,251,212.73	0.00	41,318.27	0.00	0.00
Miscellaneous Personnel Benefits Fund		0.00	12,336,844.00	12,336,844.00	0.00	12,336,844.00	0.00	0.00	12,336,844.00	733,639.16	5,462,814.55	1,997,649.00	4,101,423.84	12,295,526.55	733,639.16	5,462,814.55	1,997,649.00	4,101,423.84	12,295,526.55	0.00	41,317.45	0.00	0.00
Other Personnel Benefits	5010400000	0.00	12,336,844.00																				

GRAND TOTAL		205,925,000.00	(6,308,338.00)	199,616,662.00	191,484,131.00	6,622,531.00	0.00	0.00	198,106,662.00	32,213,563.03	67,171,211.27	25,890,153.28	65,124,455.51	190,399,383.09	31,793,700.68	37,065,100.90	26,423,089.59	71,325,613.17	166,607,504.34	1,510,000.00	7,707,278.91	23,791,878.75	0.00
-------------	--	----------------	----------------	----------------	----------------	--------------	------	------	----------------	---------------	---------------	---------------	---------------	----------------	---------------	---------------	---------------	---------------	----------------	--------------	--------------	---------------	------


 MA. MARITA P. DE GUZMAN
 Budget Officer III
 Date: 2021-05-18 16:24:27


 MA. DOLORES G. BERSAMINA
 Accountant III
 Date: 2021-05-18 16:24:27

MA. MARITA P. DE GUZMAN
 Director, Administration and Finance
 Date: 2021-05-18 16:33:57


 JAMESON H. TAN, ED.D.
 SUC President III
 Date: 2021-05-18 16:50:03